

# IncidentAnalytix

## Risk Management Solutions for Camps

### Elevate your Risk Management Practices to a new level with the IncidentAnalytix Platform

Protecting your campers, your staff, and your organization requires understanding your incident trends. Safety science research shows that close calls offer the greatest predictor of overall risk, but few institutions have adequate reporting structures in place. IncidentAnalytix is the most comprehensive cloud-based Risk Management Information System (RMIS) that allows you to collect incident and close call data to build a complete picture of your institutional risk.

Based on the latest human factors research, IncidentAnalytix incorporates Safety I and Safety II methodologies to identify the contributing factors and mitigating factors providing you with insight into risk trends across your organization. With actionable data, you can quickly implement appropriate programmatic responses.

IncidentAnalytix combines a customizable cloud-based Web Application that gives you complete access to your data with features including secure login, role-based user access, data analytics and reporting and a Mobile App that allows users to gather incident data in real-time on their mobile device and push the data to the server when they have internet.

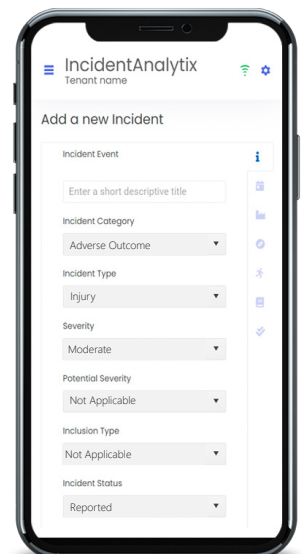
## Why your Camp needs a Risk Management Information System

### Health & Safety

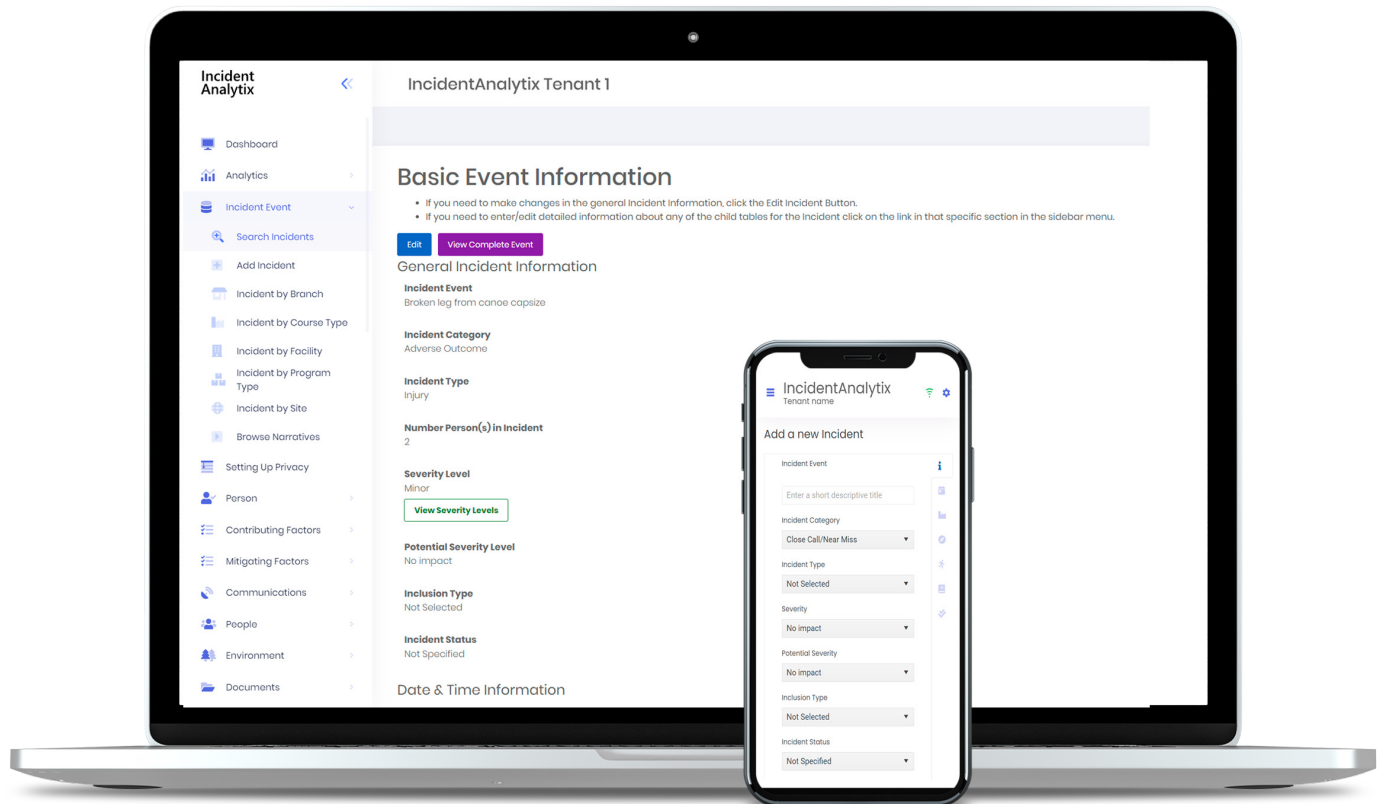
Managing safety across the range of programming requires being able to track incidents and near misses from the classroom and laboratories to athletics, recreation and student activities. Information about near misses is frequently not captured leaving the institution in the dark about their true risk exposure. IncidentAnalytix provides a comprehensive process for gathering and assessing risk on a daily basis.

### Protecting Minors

Organizations recognize their significant responsibilities to provide a safe environment for children. A missing piece for many organizations is an adequate real-time reporting system where 'see something, say something' is as easy as opening our mobile app and submitting a report. Recent high profile incidents of sexual abuse in youth programs have shown what can occur when a comprehensive reporting system is not in place.



**Learn more at: [www.IncidentAnalytix.com](http://www.IncidentAnalytix.com)**



## Camp Incident Data Collection Made Easy

Tracking Incident Data is complex. Understanding what data to collect, designing a complete database schema, developing data entry forms and online reports, ensuring consistent data entry, and building a robust reporting and analytics system is a huge undertaking, out of reach for many organizations. IncidentAnalytix solves all of that by providing you with a comprehensive Cloud-based solution for all of your incident tracking and risk management assessment needs.

Incidents happen day or night. The IncidentAnalytix Cloud provides you and your users with 24/7 data access. Designed with an intuitive and flexible user interface, the system makes it easy to enter, search, filter and review your data.

Our multi-level data collection process allows you to capture complete information about incidents and close calls throughout your program. At each data level you determine how much information is essential to record. You control the user privileges to grant or limit access to what data is visible and accessible to your users.

## Features on all Editions

### Data Collection Features

- ✓ Advanced Hierarchical Data Schema for comprehensive Incident Tracking
- ✓ Structured Data Collection provides Consistent Analysis
- ✓ Lookup Tables and Custom Data Fields

### Security Features

- ✓ Multi-Tenant Data Isolation with Row-Level Security
- ✓ Central Management of your Users
- ✓ Role-based Permissions for individual Web page access

### User Interface Features

- ✓ SmartGrids provide Searching, Filtering, Sorting & Grouping Easily drill down into your data
- ✓ View, Add, Edit and Delete from the SmartGrid
- ✓ Customizable User Interface

# Advanced Incident Tracking & Data Analytics in the Cloud

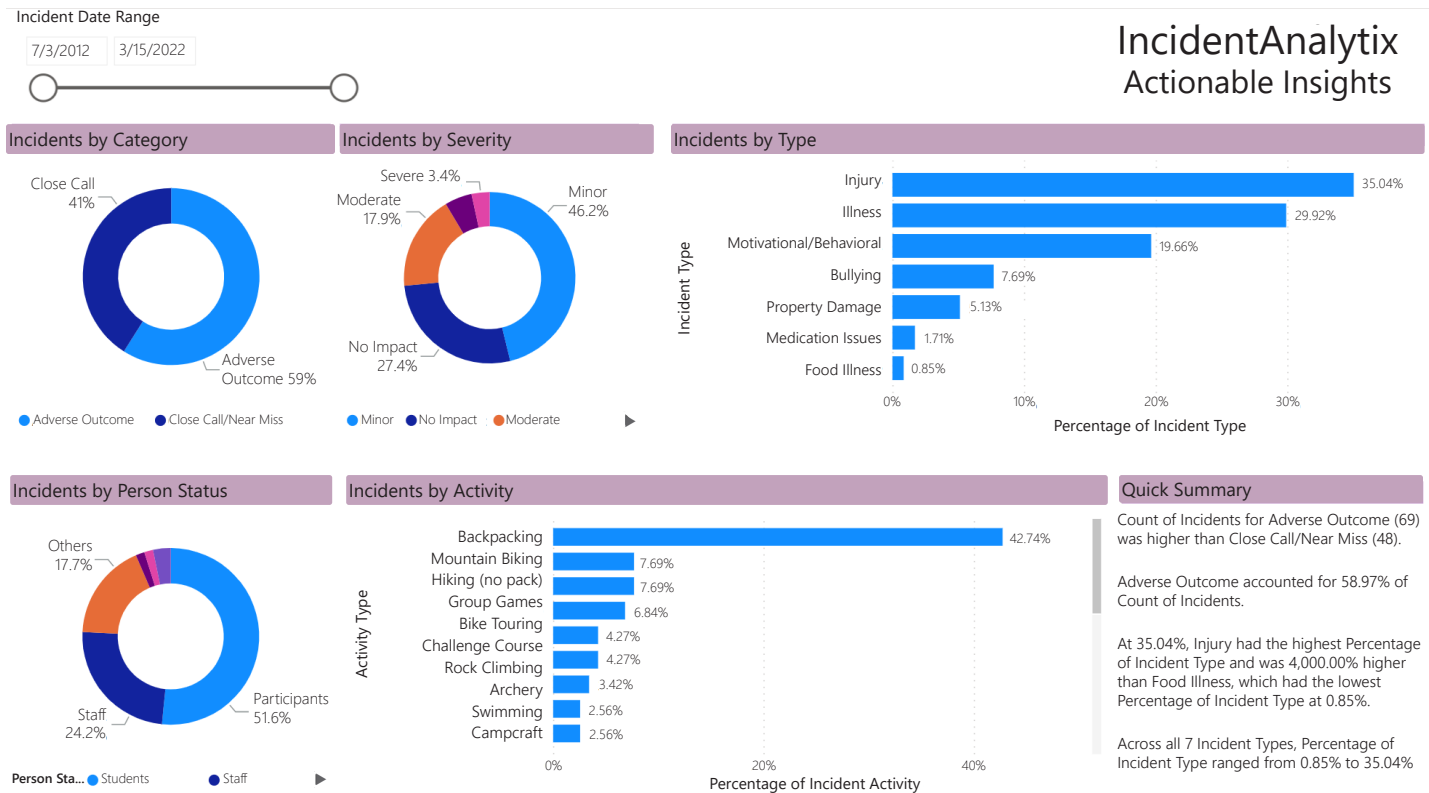
Software-as-a-Service hosted in the Cloud means that you get the latest technology without having to maintain servers and complex software installations. We provide the Microsoft Azure secure hosting environment, the most advanced Risk Management Information system available, customizable access, and advanced reporting and data analytics in one complete package.

## Comprehensive Incident Tracking That You Control

Incidents	People	Activity/Environment	Administration
<input checked="" type="checkbox"/> Incidents & Close Calls	<input checked="" type="checkbox"/> Persons Impacted	<input checked="" type="checkbox"/> Program Activity	<input checked="" type="checkbox"/> Causal Factors
<input checked="" type="checkbox"/> Date & Time	<input checked="" type="checkbox"/> Persons Alleged	<input checked="" type="checkbox"/> Supervision Level	<input checked="" type="checkbox"/> Mitigating Factors
<input checked="" type="checkbox"/> Program Type	<input checked="" type="checkbox"/> Staff	<input checked="" type="checkbox"/> Site Location	<input checked="" type="checkbox"/> Legal Actions
<input checked="" type="checkbox"/> Severity Level	<input checked="" type="checkbox"/> Participants	<input checked="" type="checkbox"/> Facilities	<input checked="" type="checkbox"/> Police Reports
<input checked="" type="checkbox"/> Bias/Harassment	<input checked="" type="checkbox"/> Witnesses	<input checked="" type="checkbox"/> Environmental Conditions	<input checked="" type="checkbox"/> Insurance Claims
<input checked="" type="checkbox"/> Injury & Illness	<input checked="" type="checkbox"/> People Notified	<input checked="" type="checkbox"/> Equipment Involved	<input checked="" type="checkbox"/> Post-incident Response
<input checked="" type="checkbox"/> Behavioral Issues	<input checked="" type="checkbox"/> Communication Log	<input checked="" type="checkbox"/> Property Damage	<input checked="" type="checkbox"/> Required Reporting
<input checked="" type="checkbox"/> Treatment/Medication	<input checked="" type="checkbox"/> Notifications	<input checked="" type="checkbox"/> Vehicles	<input checked="" type="checkbox"/> Link to Files/Images

## Actionable Insights From Powerful Data Analytics

IncidentAnalytix allows you to explore your data through powerful integration with the Microsoft Power BI data analytics platform. Live data updated in real-time is fully interactive. Filter, select, and drill down into specifics of your incident data to identify trends and prioritize action steps.



## Incident Events

Event Details	Incident Category	Incident Type	Severity Level	Activity Type	Date	Actions
Broken Leg from canoe capsize	Adverse Outcome	Injury	Severe	Whitewater Canoeing	7/21/2022	<a href="#">Details</a> <a href="#">Complete</a> <a href="#">Edit</a> <a href="#">Delete</a>
Inappropriate physical contact	Close Call/ Near Miss	Behavioral	Moderate	Staff Training	6/29/2022	<a href="#">Details</a> <a href="#">Complete</a> <a href="#">Edit</a> <a href="#">Delete</a>
Rockfall near miss	Close Call/ Near Miss	Injury	Not Applicable	Rock Climbing	6/12/2022	<a href="#">Details</a> <a href="#">Complete</a> <a href="#">Edit</a> <a href="#">Delete</a>
Embedded Tick	Adverse Outcome	Illness	Minor	Backpacking	6/5/2022	<a href="#">Details</a> <a href="#">Complete</a> <a href="#">Edit</a> <a href="#">Delete</a>
Bullying another participant	Adverse Outcome	Behavioral	Minor	In Camp	4/22/2022	<a href="#">Details</a> <a href="#">Complete</a> <a href="#">Edit</a> <a href="#">Delete</a>
Conjunctivitis	Adverse Outcome	Illness	Minor	In Camp	4/7/2022	<a href="#">Details</a> <a href="#">Complete</a> <a href="#">Edit</a> <a href="#">Delete</a>

## Solutions for Any Size Organization

### Public Cloud: Expand your insights with the power of many

Our Public Cloud is a shared server environment perfect for small to medium-sized organizations. Our multi-tenant system securely isolates your data. For analytics purposes we merge anonymized data across the Public Cloud expanding your insights by allowing you to compare your trends to larger industry trends and enhance your

### Private Cloud: Your own Vertical Integration Platform

Our Private Cloud offers associations, membership organizations, and large organizations the option to create their own Private Cloud server with multiple isolated tenants, each with tenant having their own users. The Private Cloud offers collective analytics allowing vertical integration for common incident tracking portfolios.

### Self-Hosted: Complete Customization for your Organization

Large organizations, schools, corporations, and government agencies can purchase a perpetual software license allowing them to host a multi-tenant/multi-user IncidentAnalytix system on their own servers or cloud providers as well as fully customize the software, database and analytics for their own unique needs.



### Enterprise Solution

Designed from the ground up as a fully-integrated Software-as-a-Service solution with role-based security, local server or single sign-on, and two-factor authentication. Each solution provides customizable data fields, lookup values, and user interface.



### Real-time Analytics

Our intuitive user interface provides comprehensive search capabilities allowing your users to easily drill into your data. Our powerful Microsoft Power BI Analytics integration gives you real-time analysis of trends and patterns.



### Mobile & Web Apps

The Web Application provides access to the entire feature set of IncidentAnalytix. The Mobile App allows users to enter data offline on a mobile device and push to the server when they have an internet connection.

**Contact us for more information or a demo: [staff@IncidentAnalytix.com](mailto:staff@IncidentAnalytix.com)**